

**ENGLISH LANGUAGE PAPER 3**  
**( Silverback Mock )**

**Question-Answer Book**

Time allowed: 2 hours

**INSTRUCTIONS**

- (1) Write your phone number on the barcode label area provided on Pages 1 **ONLY**.
- (2) Attempt **ALL** tasks in Part B (Tasks 8 – 10).
- (3) Write your answers clearly and neatly in the spaces provided in this Question-Answer Book. **Answers written in the margins will not be marked.** You are advised to use a pen for **ALL** tasks.
- (4) Do **NOT** write your answers in the Data File.
- (5) Supplementary answer sheets will **NOT** be supplied on request. Please Write your Candidate Number, fill in the question number and stick a barcode label on each sheet.
- (6) Rough-work sheets are not provided. They will **NOT** be marked even if received.

Please stick the barcode label here.

Candidate Number

--	--	--	--	--	--	--	--	--	--

## Part B

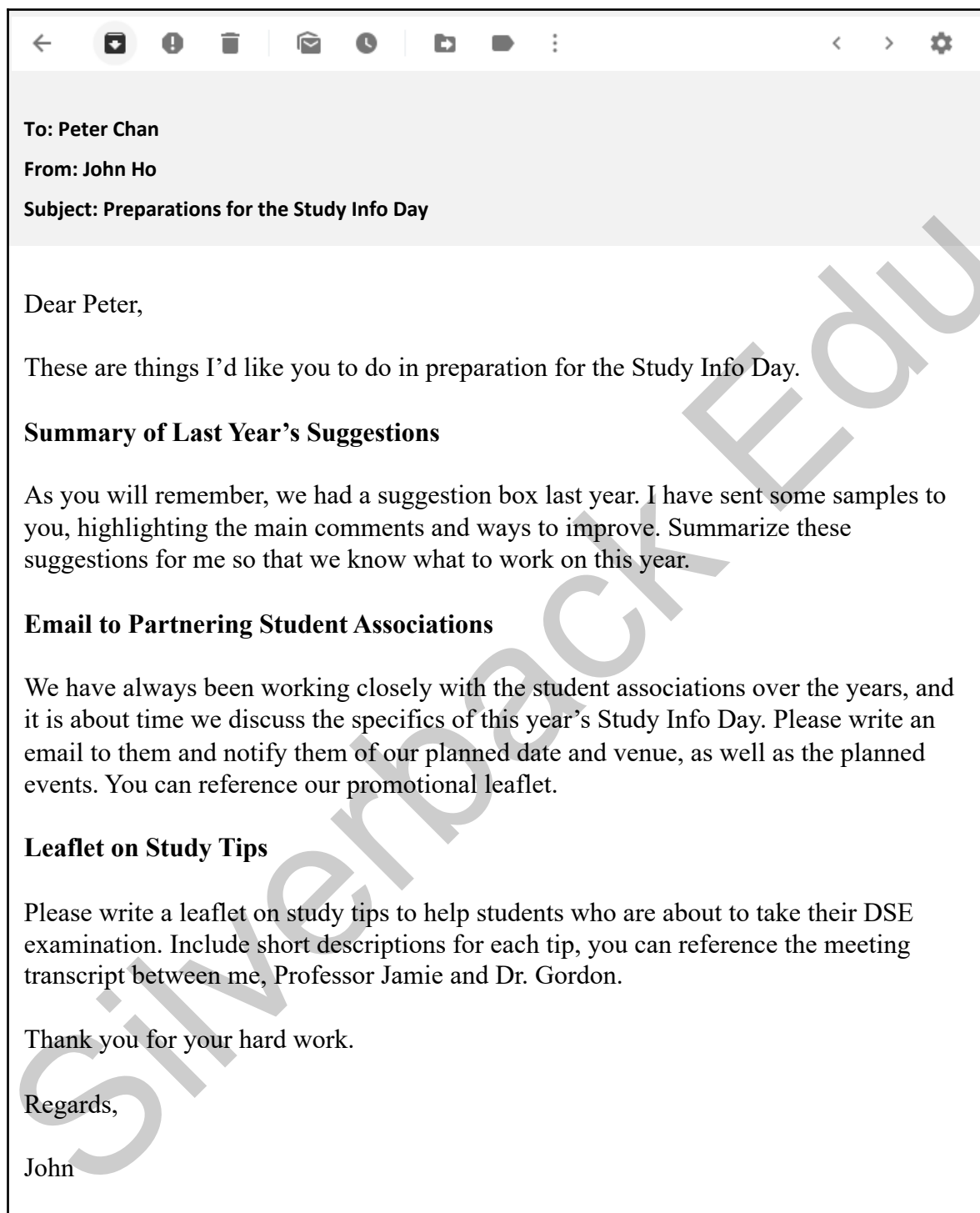
### Situation

You are Peter Chan, the secretary of the DSE Study Club. Your boss John Ho coordinates the annual Study Info Day. You would do your best to ensure the smooth running of this event.

You will now receive relevant data to help you finish preparation tasks. Complete the tasks by following the instructions in the Question-Answer Book, the Data File.

Email from John Ho to Peter Chan.....	3
Promotional Leaflet for the Study Info Day.....	4
Transcript of a Discussion with Professors.....	5
Comments on the Previous Study Info Day.....	6
Article on Study Motivation.....	7
Message from a Student Association.....	8
Emails between Jamie Olive and John Ho.....	9
Study Info Day Rules and Regulations.....	11

Email from John Ho to Peter Chan



The image shows a screenshot of an email client interface. At the top, there is a toolbar with icons for back, forward, search, and other functions. Below the toolbar, the email header is displayed in a light gray background. The header includes the recipient's name, the sender's name, and the subject of the email. The main body of the email contains a greeting, a paragraph of text, and three bolded section headers followed by their respective content. A large, semi-transparent watermark reading 'Silverback Edu' is overlaid diagonally across the entire email content.

**To: Peter Chan**  
**From: John Ho**  
**Subject: Preparations for the Study Info Day**

Dear Peter,

These are things I'd like you to do in preparation for the Study Info Day.

**Summary of Last Year's Suggestions**

As you will remember, we had a suggestion box last year. I have sent some samples to you, highlighting the main comments and ways to improve. Summarize these suggestions for me so that we know what to work on this year.

**Email to Partnering Student Associations**

We have always been working closely with the student associations over the years, and it is about time we discuss the specifics of this year's Study Info Day. Please write an email to them and notify them of our planned date and venue, as well as the planned events. You can reference our promotional leaflet.

**Leaflet on Study Tips**

Please write a leaflet on study tips to help students who are about to take their DSE examination. Include short descriptions for each tip, you can reference the meeting transcript between me, Professor Jamie and Dr. Gordon.

Thank you for your hard work.

Regards,

John

## DSE Study Info Day

Join us for our DSE Study Info Day to get an edge on your exams! Our workshop is designed to help secondary school students better utilize their time to revise for their public examination, the DSE examination.

The DSE Study Info Day is an excellent opportunity for secondary school students to prepare themselves for the upcoming DSE exams. Our workshop provides students with access to expert professors and resources that will help them better understand the most important topics and concepts in their respective fields. Additionally, our panel discussion will offer tips and advice from previous DSE exam takers, providing a unique perspective on how to achieve exam success.

What to Expect:

- Mock exam sessions to help students get a feel for the exam format and timing.
- One-on-one tutoring sessions with professors and graduate students to address specific questions or concerns.

Date: 20/4

Time: 9am – 6pm

Location: HKU Main Hall

**Register Today!**

Registration for the DSE Study Info Day is free and open to all secondary school students. To register, please visit our website and fill out the registration form. We look forward to seeing you there!

Contact us for more information: 999-999-999

### Transcript of a Discussion with Professors

John: Hi Professor Olive and Professor Clumsy, thank you for joining me today to talk about tips to improve DSE results.

Jamie: Of course, John. We're happy to help.

Gordon: Absolutely. What do you want to know?

John: Well, I was hoping to get some tips on how students can improve their results on the DSE.

Jamie: One of the most important things is to start early and be consistent with your studying. You can't cram everything into the last few weeks before the exam.

Gordon: That's right. It's essential to create a study schedule and stick to it. Also, try to identify your weak areas and focus on improving them.

John: That makes sense. What about taking breaks? Is it essential to take breaks during studying?

Jamie: Absolutely. Taking regular breaks can help you stay focused and retain information better. It's also essential to get enough sleep and take care of your physical health.

Gordon: And don't forget to practice! Doing practice exams and sample questions can help you get a feel for the exam format and identify areas where you need to improve.

John: Great advice. Are there any specific study techniques that you recommend?

Jamie: One study technique that can be effective is the Pomodoro technique, where you study for a set amount of time, take a short break, and repeat. It can help you stay focused and avoid burnout.

Gordon: Another technique is to teach the material to someone else. It can help you solidify your understanding of the material and identify areas where you need to improve your knowledge.

John: Thank you both for the great advice. I'm sure students will find it helpful.

Jamie: Of course, John. Good luck to all the students taking the DSE!

Comments from the Previous Study Info Day

Student A

“One-on-one tutoring would have been great. I need someone to explain things to me like I'm five”

Student B

“we agree that the last Study Info Day was like a plain cheese pizza? It was okay, but it could have been so much better with some extra toppings.

It's like they were trying to be a buffet, but we really just wanted a personalized chef.”

Student C

“More practice exams would have been awesome. I need all the help I can get to pass this thing”

## Article on Study Motivation

[News](#) [Reviews](#) [Articles](#) [Buying Guides](#) [Sample Images](#) [Videos](#) [Cameras](#) [Lenses](#) [Phones](#) [Printers](#) [Forums](#) [Galleries](#) [Challenges](#)

### DSE Candidates, ADD OIL!

As a DSE candidate, it's no secret that studying can be a daunting task. Whether it's balancing schoolwork with extracurricular activities, or simply feeling overwhelmed by the amount of material to cover, it can be difficult to find the motivation to study. But fear not, there are ways to overcome this hurdle and stay motivated throughout the DSE study process.

One of the most important things to remember is to set realistic goals. It's easy to get caught up in the idea of studying for hours on end, but it's important to take breaks and set achievable goals. For example, aim to complete a certain amount of material in a specific amount of time, and reward yourself when you achieve it. This will help to keep you motivated and on track.

Another helpful tip is to find a study group or study buddy. Collaborating with others can make studying more enjoyable, and can also provide a support system when you're feeling overwhelmed. Discussing the material with others can also help to solidify your understanding of the material.

It's also important to take care of yourself physically and mentally. Make sure to get enough sleep, eat a balanced diet, and exercise regularly. Taking breaks throughout your study sessions to stretch, meditate, or do something you enjoy can also help to refresh your mind and keep you motivated.

Lastly, keep in mind the end goal. Remember why you're studying for the DSE - to achieve your academic and career goals. Visualize yourself achieving success, and use that as motivation to keep pushing forward.

In conclusion, studying for the DSE can be challenging, but there are ways to stay motivated. Set realistic goals, find a study group or buddy, take care of yourself physically and mentally, and keep the end goal in mind. With these tips, you can overcome the obstacles and achieve your academic and career goals.

## Message from Student Association A

Dear Organisers,

We would like to offer some constructive feedback regarding the last DSE Exam Study Info Day, which we attended with great interest. We believe that further improvements can be made to enhance the experience of future attendees.

It was mentioned during the workshop that the lectures were somewhat general, and did not delve deeply enough into the specific details required for the exam. As such, we would like to suggest that the lectures are tailored more specifically to each subject area, in order to provide the necessary level of detail. Additionally, we feel that the breakout sessions could have been more structured, with clearer guidance provided to attendees. One student expressed that they felt lost during one of these sessions, and more detailed instructions would have been helpful. We also feel that one-on-one tutoring could be a valuable addition to the workshop, as it would allow students to ask specific questions and receive tailored guidance from professors. Finally, we suggest that more practice exams or sample questions be provided to better prepare students for the exam.

We appreciate the effort and resources put into organizing this workshop, and we hope that our feedback will be taken into consideration for future events.

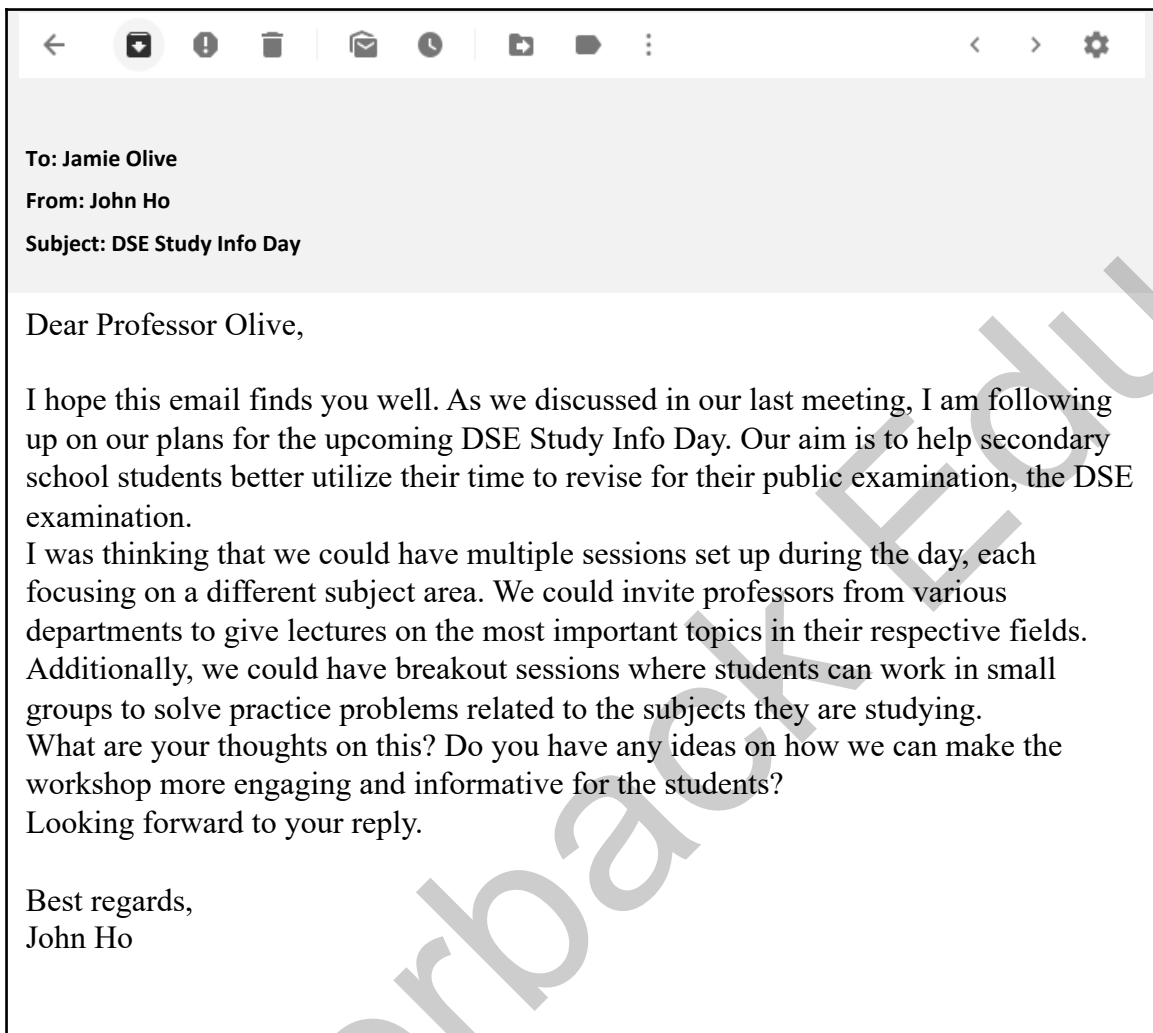
Sincerely,

Chad

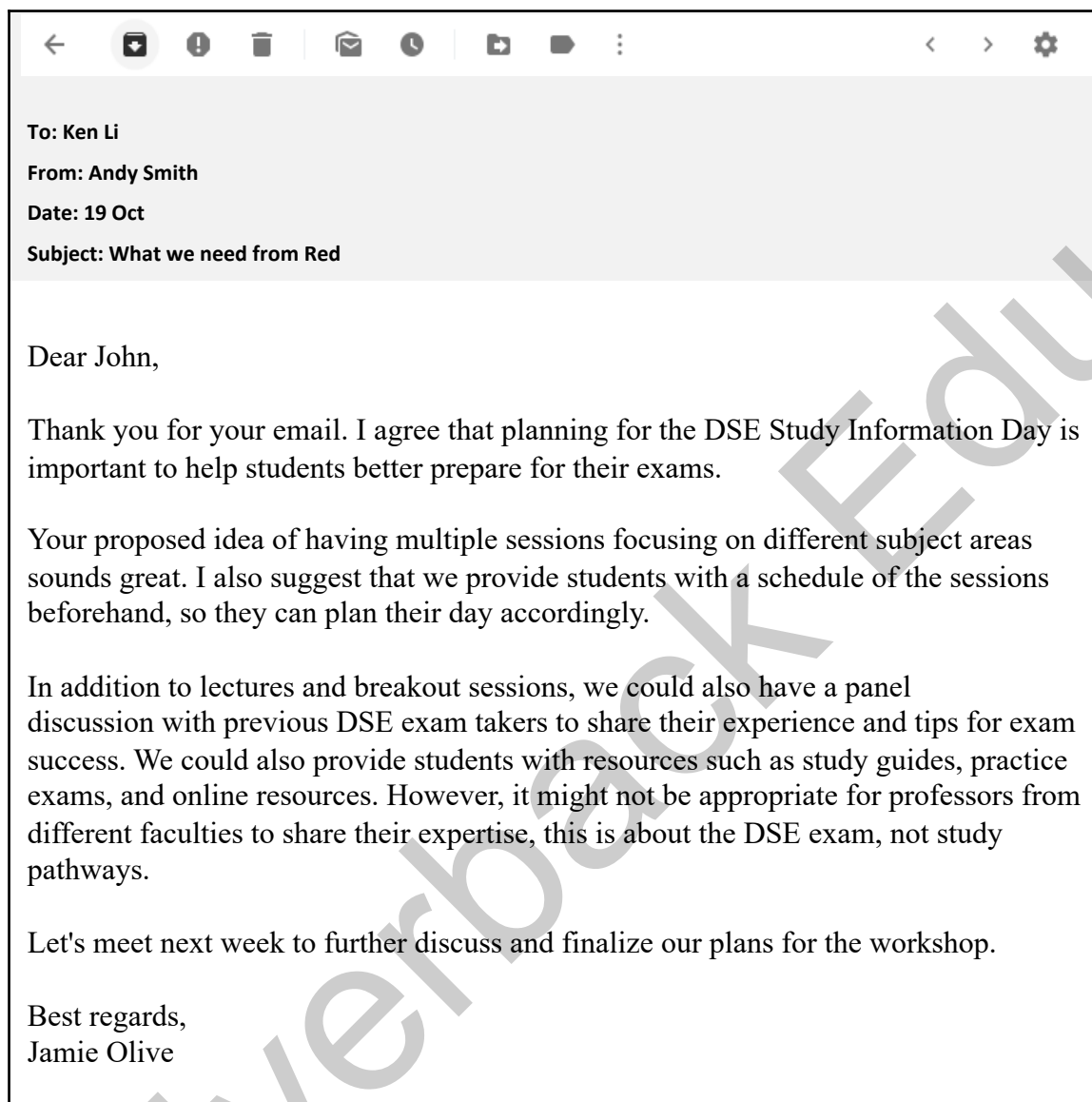
Silverback College Student Association



Emails between Jamie Olive and John Ho



## Emails between Jamie Olive and John Ho



## Rules and Regulations

### Participants

1. Participants are expected to attend the scheduled sessions of the info day.
2. If a participant cannot attend the event, they must inform the staff in advance.
3. Participants should not take photos or videos of any other participants or staff members without their consent.
4. In case of an emergency, participants should follow the instructions of the staff.
5. The premises should be kept clean and tidy at all times.

### Staff

1. All staff members are expected to conduct themselves in a professional and respectful manner at all times
2. Any form of harassment or discrimination will not be tolerated.
3. Staff members must adhere to the start and end times of the program.
4. Staff members should be familiar with the emergency procedures and be prepared to respond in case of an emergency.

### Task 8 Content (8)

8.1a	Students wanted a more personalized experience/one-on-one tutoring
8.1b	Students thought that <u>the last event</u> was <u>plain</u> and wanted <u>extra materials/practice exams</u>
8.1c	One student felt lost during a breakout session
8.1d	Lectures did not delve deeply enough into the specific details required for the exam
8.1e	Lectures were tailored more specifically to each subject area and provide the necessary level of detail
8.2a	Breakout sessions could have been more structured with clear guidance provided to attendees
8.2b	One-on-one tutoring should allow students to ask specific questions and receive tailored guidance
8.2c	Provide more practice exams

### Task 9 Content (12)

9.1	Help secondary school students <u>better utilize their time to revise for the DSE examination</u>
9.2a	<u>Panel discussion to offer tips and advice from previous DSE exam takers and provide a unique perspective on how to achieve exam success.</u>
9.2b	<u>Mock Exam sessions to help students get a feel for the exam format and timing</u>
9.2c	<u>One-on-one tutoring sessions with graduate students (x professors) to address specific questions or concerns</u>
9.2d	20/4, 9am to 6pm, HKU Main Hall
9.2e	Multiple sessions each day, each focusing on a different subject area
9.2f	<u>Breakout sessions where students work in small groups to solve practice problems (related to the subjects they are studying)</u>
9.3a	<u>Participants are expected to attend the scheduled study session of the info day and must inform the staff if they cannot attend the event</u>
9.3b	<u>Participants should not take photos or videos of any other participant or member of staff without their consent</u>
9.3c	Participants should follow the instructions of the staff in an emergency
9.3d	The premises should be kept clean and tidy at all times
9.4 a	Visit website and fill out the registration form

### Task 10 Content (9)

10.1a	Create a study schedule, identify your weak areas and focus on improving them
-------	---

10.1b	Take regular breaks to stay focused and to better retain information (retain information better)
10.1c	Doing practice exams to identify areas where you need to improve
10.1d	Use the <u>Pomodoro technique</u> , <u>study for a short amount of time</u> , <u>take a short break</u> and <u>repeat</u> to be <u>focused</u> and to <u>avoid burnout</u>
10.1e	Teach the material to somebody else to solidify your understanding of the material and identify areas where you need to improve your knowledge.
10.1f	Set realistic and achievable goals, and aim to complete a certain amount of material in a specific amount of time (and reward yourself when you achieve it)
10.1g	Find a study group or study buddy (and collaborate) to make studying enjoyable and solidify your understanding
10.1h	Take care of yourself physically and mentally//get enough sleep, eat a balanced diet, and exercise regularly
10.1i	Keep in mind the end goal (to achieve your academic and career goals) and use that as motivation